

# Vertical Rhythm (and Alignment)

Elika J. Etemad *aka* fantasai

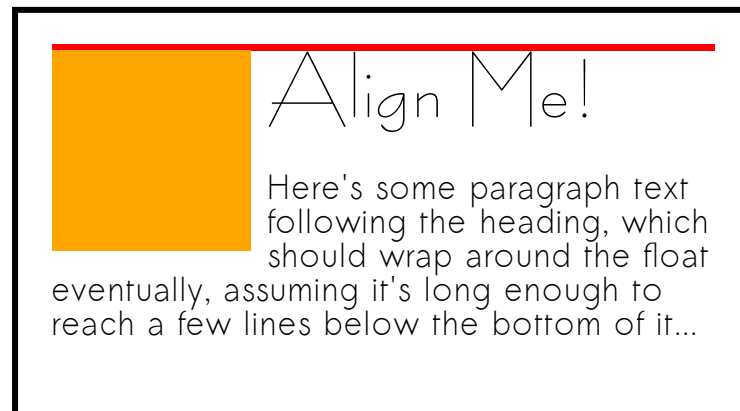
W3C CSS Working Group Invited Expert

# Typographer's Line Placement Model

Goal: Look pretty.

Tools: Measure and adjust.

Top line visually aligns with other things.

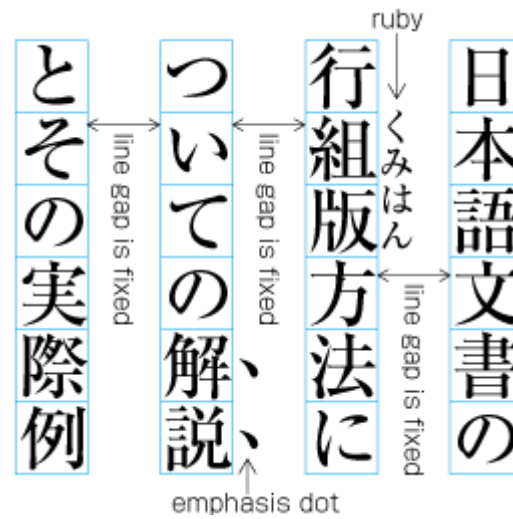


The diagram shows a rectangular box with a black border. At the top, a horizontal red line spans the width of the box. Below this line, on the left side, is a solid orange square representing a float. To the right of the orange square, the text "Align Me!" is written in a thin, black, sans-serif font. Below the heading, there is a paragraph of text: "Here's some paragraph text following the heading, which should wrap around the float eventually, assuming it's long enough to reach a few lines below the bottom of it...". The text is left-aligned and wraps around the orange square, demonstrating how the top line of the text aligns with the top line of the float.

Align Me!

Here's some paragraph text following the heading, which should wrap around the float eventually, assuming it's long enough to reach a few lines below the bottom of it...

Space lines for pleasant reading and to accommodate ascenders/descenders/superscripts/subscripts/ruby.



Consistent baseline-to-baseline spacing creates vertical rhythm.

---

## Lorem Ipsum

---

Lorem ipsum dolor sit amet, consectetur adipiscing elit, sed do eiusmod tempor incididunt ut labore et dolore magna aliqua.

---

Ut enim ad minim veniam, quis nostrud exercitation ullamco laboris nisi ut aliquip ex ea commodo consequat. Duis aute irure dolor in reprehenderit in voluptate velit esse cillum dolore eu fugiat nulla pariatur.

---

---

## Excepteur sint

---

Excepteur sint occaecat cupidatat non proident, sunt in culpa qui officia deserunt mollit anim id est laborum.

---

Sed ut perspiciatis unde omnis iste natus error sit voluptatem accusantium doloremque laudantium, totam rem aperiam, eaque ipsa quae ab illo inventore veritatis et quasi architecto beatae vitae dicta sunt explicabo. Nemo enim ipsam voluptatem quia voluptas sit aspernatur aut odit aut fugit, sed

If your stuff overlaps it's your fault.

**FRANÇOIS  
&  
RÉMY**

So review and tweak your things before you print them!

# CSS Line Box Model

Goal: Don't overlap content.


Tools: Boxes.

1. Put a bunch of stuff on a line.





2. Draw a box around it.



3. Stack up the line boxes.




3. Stack up the line boxes.

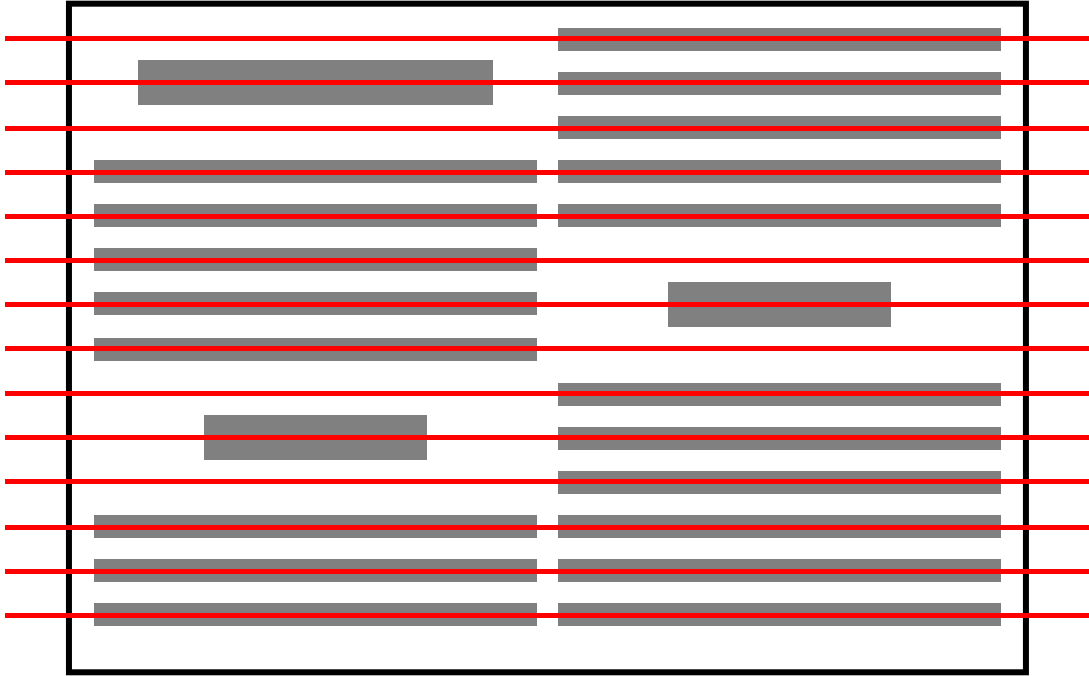


4. All done!



# Vertical Rhythm





Intra-Paragraph + Inter-Paragraph + Interrupts




# Intra-Paragraph Spacing

# Fixing the Line Layout Model

Goal: Make typographers happy. Also, don't overlap the content.

# CSS Line Layout Today

What are the sizes?



Sizes found from font metrics




**Ascent**  
**Descent**

It could be so simple...

*1em*



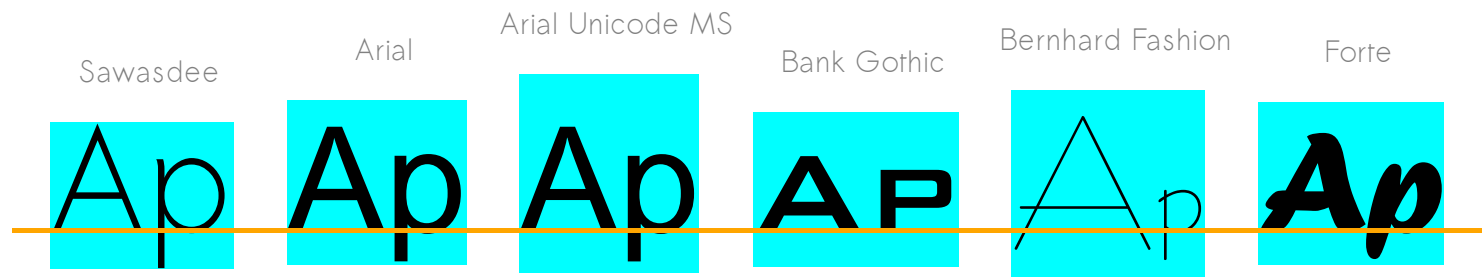
Ahem



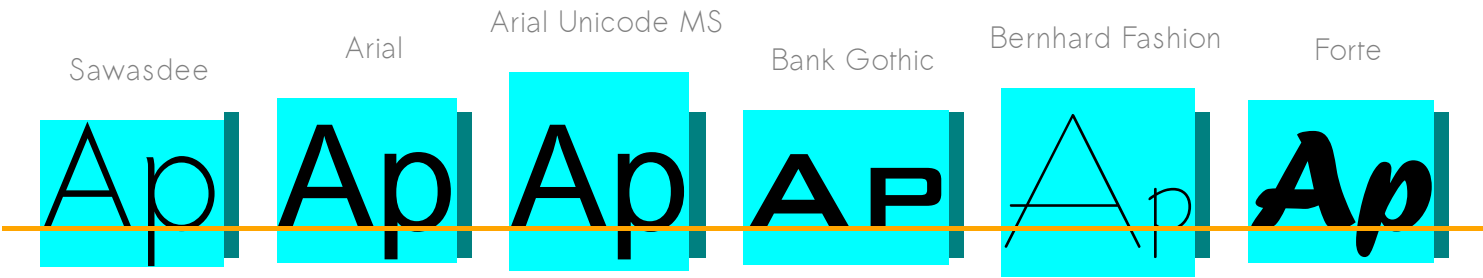
Sawasdee



Identical font-size, varying font-family



Identical font-size, varying font-family





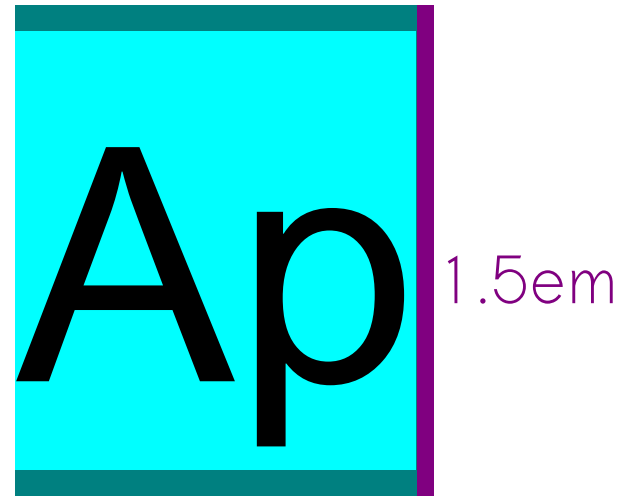
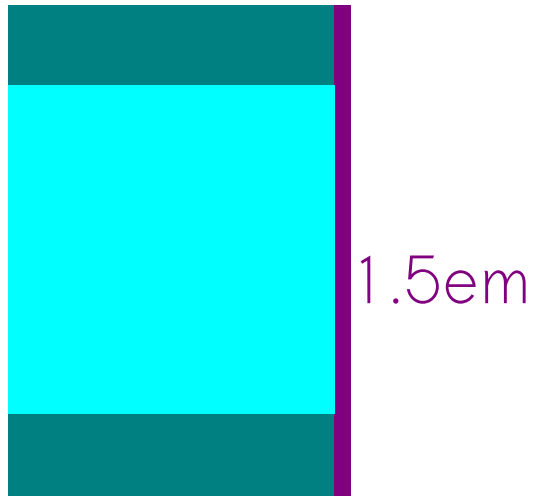
line-height: # | len | % | normal

```
line-height: 1.5;  
/* 1.5 × font-size */
```

# Half-leading

1em + leading

font height + leading



line-height: 1.5

# Why half-leading instead of line gaps?

Lorem ipsum dolor sit amet, consectetur adipiscing elit, sed do eiusmod tempor incididunt ut labore et dolore magna aliqua.

Ut enim ad minim veniam, quis nostrud exercitation ullamco laboris nisi ut aliquip ex ea commodo consequat. Duis aute irure dolor in reprehenderit in voluptate velit esse cillum dolore eu fugiat nulla pariatur.

Excepteur sint occaecat cupidatat non proident, sunt in culpa qui officia deserunt mollit anim id est laborum.



## Base Case: Paragraph of Text, No Font Changes

`<p>` Lorem ipsum dolor sit amet, consectetur adipiscing elit, sed do eiusmod tempor incididunt ut labore et dolore magna aliqua. Ut enim ad minim veniam, quis nostrud exercitation ullamco laboris nisi ut aliquip ex ea commodo consequat. Duis aute irure dolor in reprehenderit in voluptate velit esse cillum dolore eu fugiat nulla pariatur. Excepteur sint occaecat cupidatat non proident, sunt in culpa qui officia deserunt mollit anim id est laborum. `</p>`

line-height: 1.2

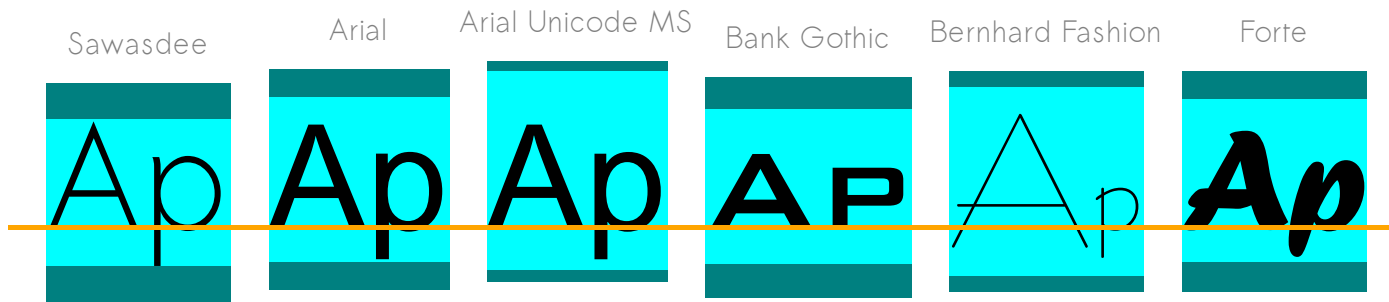
Lorem ipsum dolor sit amet, consectetur adipiscing elit, sed do eiusmod tempor incididunt ut labore et dolore magna aliqua. Ut enim ad minim veniam, quis nostrud exercitation ullamco laboris nisi ut aliquip ex ea commodo consequat. Duis aute irure dolor in reprehenderit in voluptate velit esse cillum dolore eu fugiat nulla pariatur. Excepteur sint occaecat cupidatat non proident, sunt in culpa qui officia deserunt mollit anim id est laborum.



Lorem ipsum dolor sit amet, consectetur adipiscing elit, sed do eiusmod tempor incididunt ut labore et dolore magna aliqua. Ut enim ad minim veniam, quis nostrud exercitation ullamco laboris nisi ut aliquip ex ea commodo consequat. Duis aute irure dolor in reprehenderit in voluptate velit esse cillum dolore eu fugiat nulla pariatur. Excepteur sint occaecat cupidatat non proident, sunt in culpa qui officia deserunt mollit anim id est laborum.

Lorem ipsum dolor sit amet, consectetur adipiscing elit, sed do eiusmod tempor incididunt ut labore et dolore magna aliqua. Ut enim ad minim veniam, quis nostrud exercitation ullamco laboris nisi ut aliquip ex ea commodo consequat. Duis aute irure dolor in reprehenderit in voluptate velit esse cillum dolore eu fugiat nulla pariatur. Excepteur sint occaecat cupidatat non proident, sunt in culpa qui officia deserunt mollit anim id est laborum.

Complication #1: Varying Font Families



line-height: 1.5

Sawasdee

Ap

Arial

Ap

Arial Unicode MS

Ap

Bank Gothic

AP

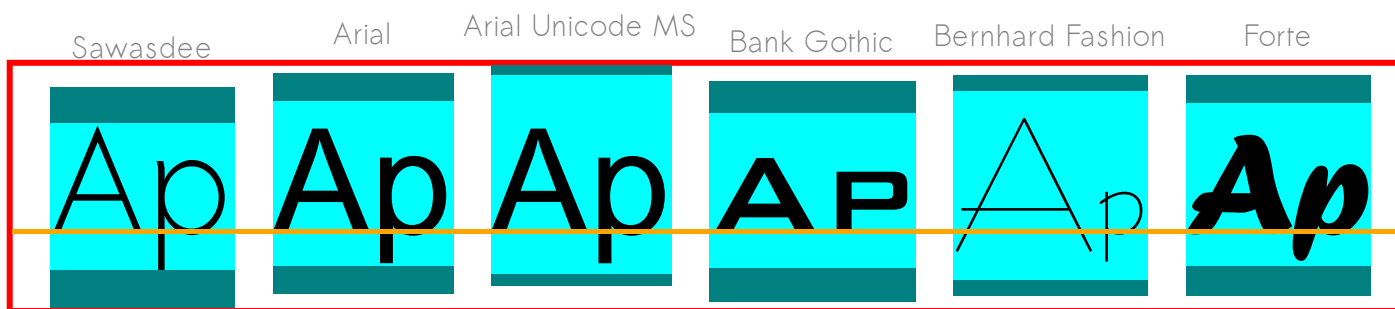
Bernhard Fashion

Ap

Forte

Ap

line-height: 1.5




line-height: 1.5

## Small Wins: Ignoring Fallback Font Metrics

My name is 艾俐俐.

“The *first available font* is defined to be the first available font that would match the U+0020 (space) character.”

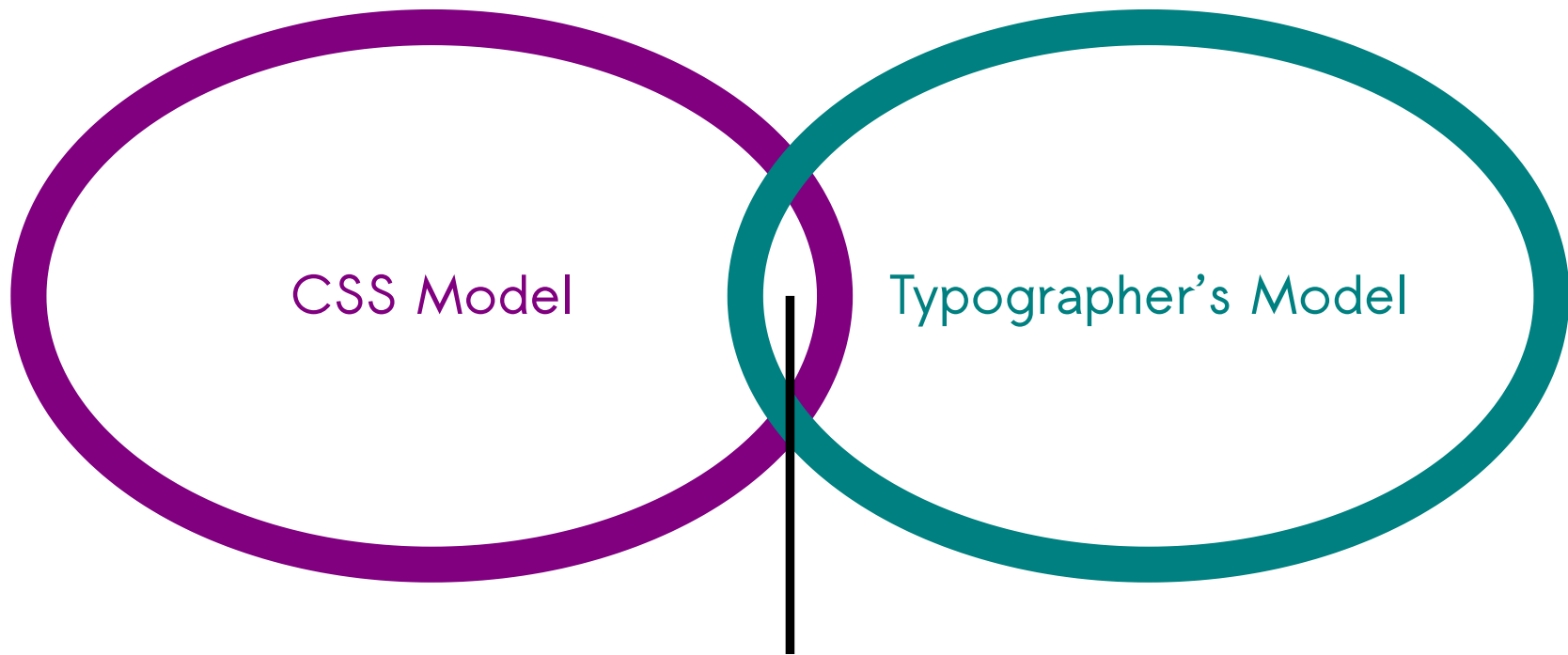
line-height: normal







# Happiness is Rare



(No change in font-size, font-family, or vertical-align)



# Fixing Intra-Paragraph Spacing

# How to Have Perfect Rhythm

Start with the root inline box.

Ignore all its contents.

Perfect rhythm!

But what about overlap?

Lorem ipsum dolor sit amet, consectetur adipiscing elit, sed do eiusmod tempor incididunt ut labore et dolore magna aliqua. Ut enim ad minim veniam, quis nostrud exercitation ullamco laboris nisi ut aliquip ex ea commodo consequat. Duis aute irure dolor in reprehenderit in voluptate velit esse cillum dolore eu fugiat nulla pariatur. Excepteur sint occaecat cupidatat non proident, sunt in culpa qui officia deserunt mollit anim id est laborum.

Lorem ipsum dolor sit amet, consectetur adipiscing elit, sed do eiusmod tempor incididunt ut labore et dolore magna aliqua. Ut enim ad minim veniam, quis nostrud exercitation ullamco laboris nisi ut aliquip ex ea commodo consequat. Duis aute irure dolor in reprehenderit in voluptate velit esse cillum dolore eu fugiat nulla pariatur. Excepteur sint occaecat cupidatat non proident, sunt in culpa qui officia deserunt mollit anim id est laborum.

## How to Have Perfect Rhythm

Start with the root inline box.

Ignore all its contents.

Perfect rhythm!

But what about overlap?



Lorem ipsum dolor sit amet, consectetur adipiscing elit, sed do eiusmod tempor incididunt ut labore et dolore magna aliqua. Ut enim ad minim veniam, quis nostrud exercitation ullamco laboris nisi ut aliquip ex ea commodo consequat. Duis aute irure dolor in reprehenderit in voluptate velit esse cillum dolore eu fugiat nulla pariatur. Excepteur sint occaecat cupidatat non proident, sunt in culpa qui officia deserunt mollit anim id est laborum.

Redefining “fit within a line box”

**“fit”**

container ← item

# Defining the container

## Safe Model

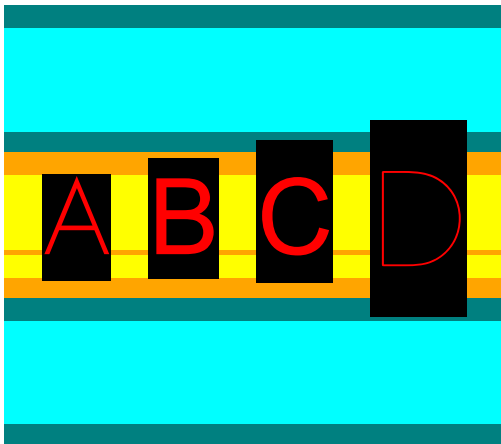
Grow if item overflows root line-height.

## Sparse Model

Grow if item overflows root line-height + 1/2 line gap.

## Absolute Model

Ignore all inline contents. Bigger items always overflow.

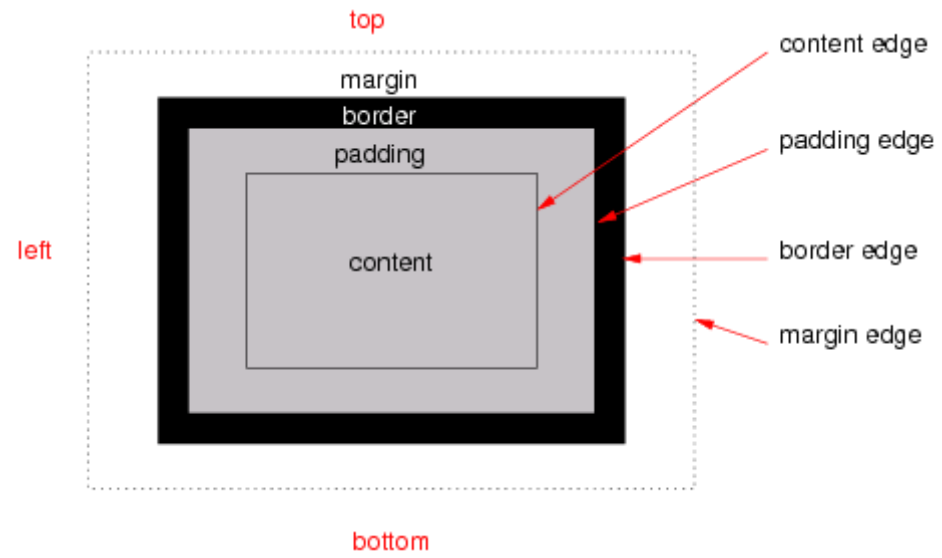


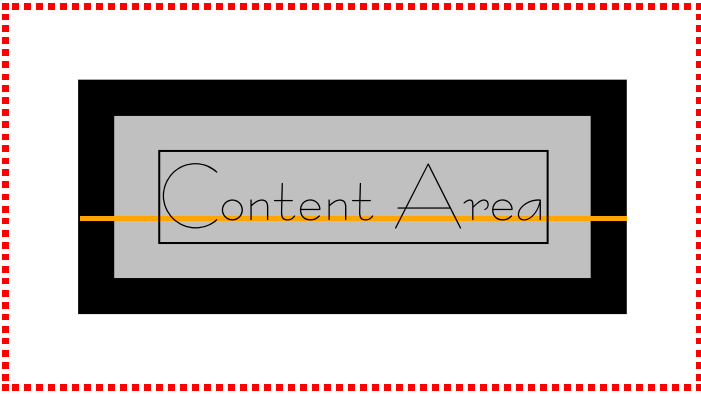


Defining the item

~~Leading Box Model~~

Margin Box Model?

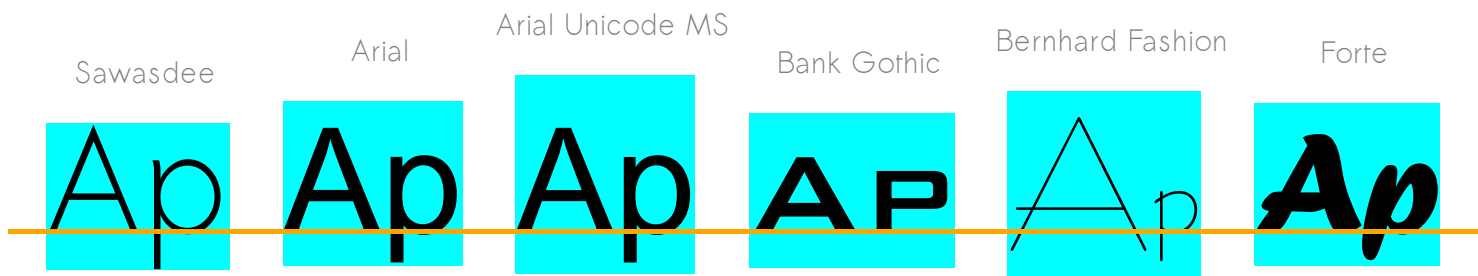






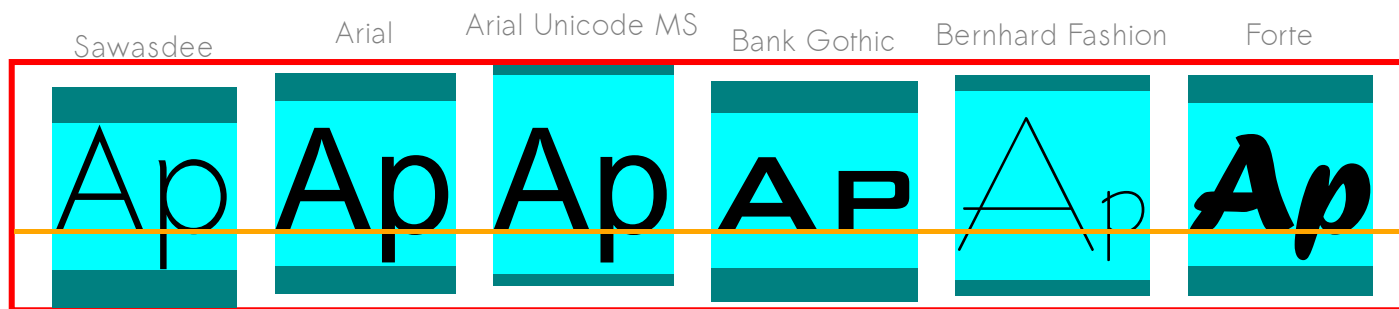
Content Area

Content Area = Font Height Area



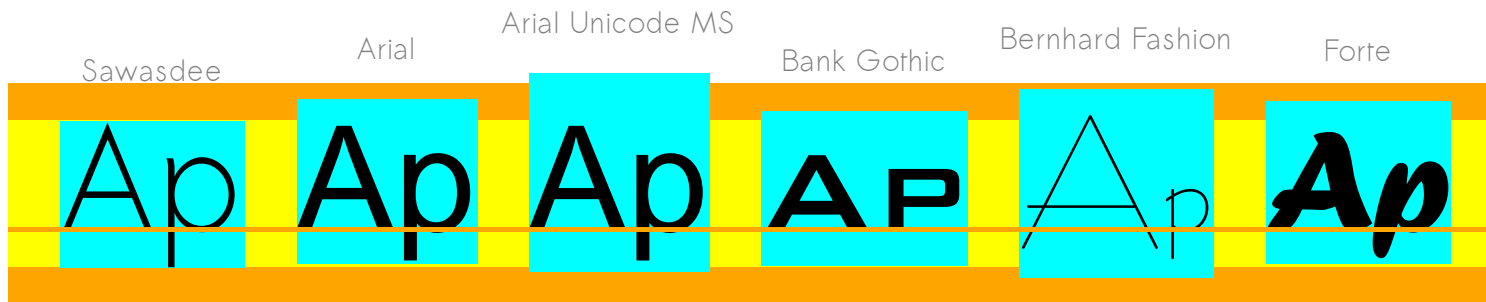


# Old Model





# New Normal?





line-sizing: legacy | normal

**legacy**

Do what CSS2.1 says

**normal**

TBD! (Help us D?)



</Intra-Paragraph Spacing>

Inter-Paragraph Spacing!

# Margins!

```
p { margin: 1em 0; }
```

# Margins!

```
p { line-height: 1.5em; margin: 1.5em 0; }
```

# Margins!

```
p { line-height: 1.5em; margin: 1lh 0; }
```

Interrupting the Rhythm

# Strict Rhythm...

## Lorem Ipsum

Lorem ipsum dolor sit amet, consectetur adipiscing elit, sed do eiusmod tempor incididunt ut labore et dolore magna aliqua.

Ut enim ad minim veniam, quis nostrud exercitation ullamco laboris nisi ut aliquip ex ea commodo consequat. Duis aute irure dolor in reprehenderit in voluptate velit esse cillum dolore eu fugiat nulla pariatur.

## Excepteur sint

Excepteur sint occaecat cupidatat non proident, sunt in culpa qui officia deserunt mollit anim id est laborum.

Sed ut perspiciatis unde omnis iste natus error sit voluptatem accusantium doloremque laudantium, totam rem aperiam, eaque ipsa quae ab illo inventore veritatis et quasi architecto beatae vitae dicta sunt explicabo. Nemo enim ipsam voluptatem quia voluptas sit aspernatur aut odit aut fugit, sed





# Strict Rhythm...

## Lorem Ipsum

Lorem ipsum dolor sit amet, consectetur adipiscing elit, sed do eiusmod tempor incididunt ut labore et dolore magna aliqua.

Ut enim ad minim veniam, quis nostrud exercitation ullamco laboris nisi ut aliquip ex ea commodo consequat. Duis aute irure dolor in reprehenderit in voluptate velit esse cillum dolore eu fugiat nulla pariatur.


## Excepteur sint

Excepteur sint occaecat cupidatat non proident, sunt in culpa qui officia deserunt mollit anim id est laborum.

Sed ut perspiciatis unde omnis iste natus error sit voluptatem accusantium doloremque laudantium, totam rem aperiam, eaque ipsa quae ab illo inventore veritatis et quasi architecto beatae vitae dicta sunt explicabo. Nemo enim ipsam voluptatem quia voluptas sit aspernatur aut odit aut fugit, sed



Strict rhythms are important for multicol



# Loose Rhythm...

---

## Lorem Ipsum

---

Lorem ipsum dolor sit amet, consectetur adipiscing elit, sed do eiusmod tempor incididunt ut labore et dolore magna aliqua.

---

Ut enim ad minim veniam, quis nostrud exercitation ullamco laboris nisi ut aliquip ex ea commodo consequat. Duis aute irure dolor in reprehenderit in voluptate velit esse cillum dolore eu fugiat nulla pariatur.

---

---

## Excepteur sint

---

Excepteur sint occaecat cupidatat non proident, sunt in culpa qui officia deserunt mollit anim id est laborum.

---

Sed ut perspiciatis unde omnis iste natus error sit voluptatem accusantium doloremque laudantium, totam rem aperiam, eaque ipsa quae ab illo inventore veritatis et quasi architecto beatae vitae dicta sunt explicabo. Nemo enim ipsam voluptatem quia voluptas sit aspernatur aut odit aut fugit, sed



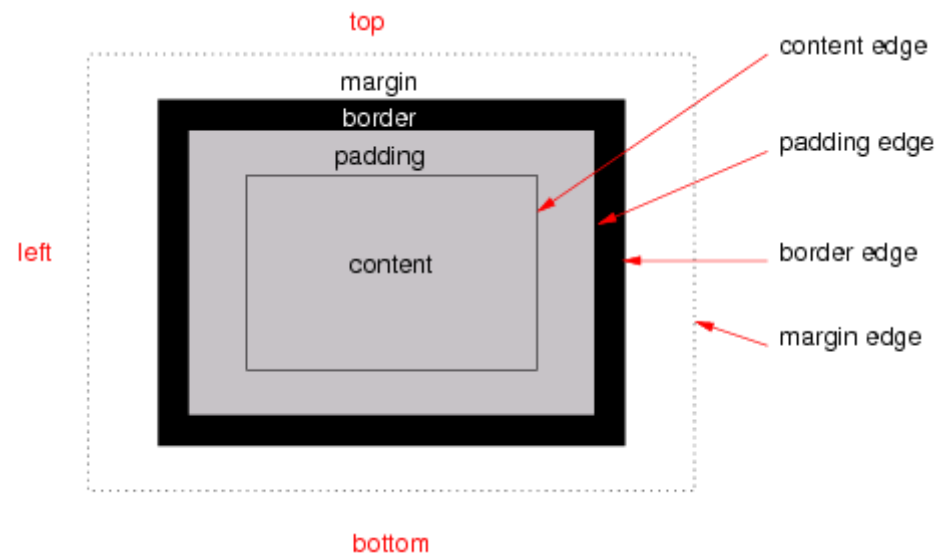
# Block Step Sizing

<https://www.w3.org/TR/css-rhythm/>

**block-step-size: <length>**

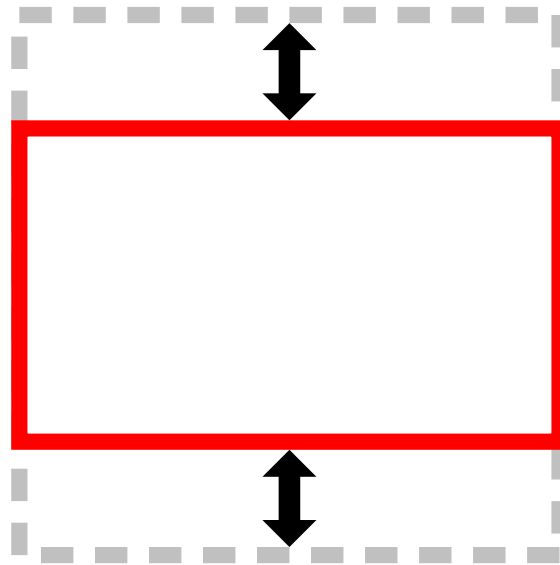
Requires used height =  $n \times \text{<length>}$ , for an integer  $n$

block-step-insert: margin | padding






block-step-align: auto | center | start | end



intra

What happens at page/column breaks?





</Inter-Paragraph Spacing>

# Trimming Text



## **ALIGN ME!**

Here's some paragraph text following the heading, which should wrap around the float eventually, assuming it's long enough to reach a few lines below the bottom of it...


Delete the top margin...



## **ALIGN ME!**

Here's some paragraph text following the heading, which should wrap around the float eventually, assuming it's long enough to reach a few lines below the bottom of it...

Add negative margin???



**ALIGN ME!**

Here's some paragraph text following the heading, which should wrap around the float eventually, assuming it's long enough to reach a few lines below the bottom of it...



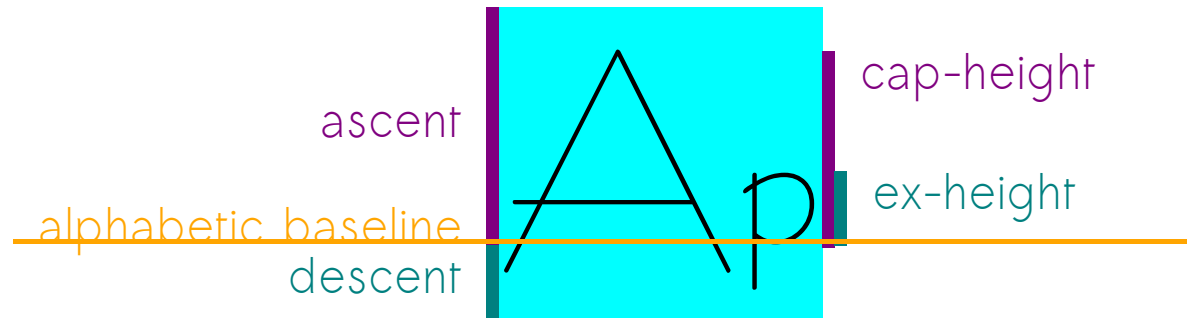
>—<



## Align Me!

Here's some paragraph text following the heading, which should wrap around the float eventually, assuming it's long enough to reach a few lines below the bottom of it...

# OpenType metrics



leading-trim-over: normal | text | cap | ex | ideographic  
leading-trim-under: normal | text | alphabetic | ideographic

```
h2 { leading-trim: cap; }
```



## **ALIGN ME!**

Here's some paragraph text following the heading, which should wrap around the float eventually, assuming it's long enough to reach a few lines below the bottom of it...

```
h2 { leading-trim: cap; }
```



Align Me!

Here's some paragraph text following the heading, which should wrap around the float eventually, assuming it's long enough to reach a few lines below the bottom of it...

```
h2 { leading-trim: cap; }
```

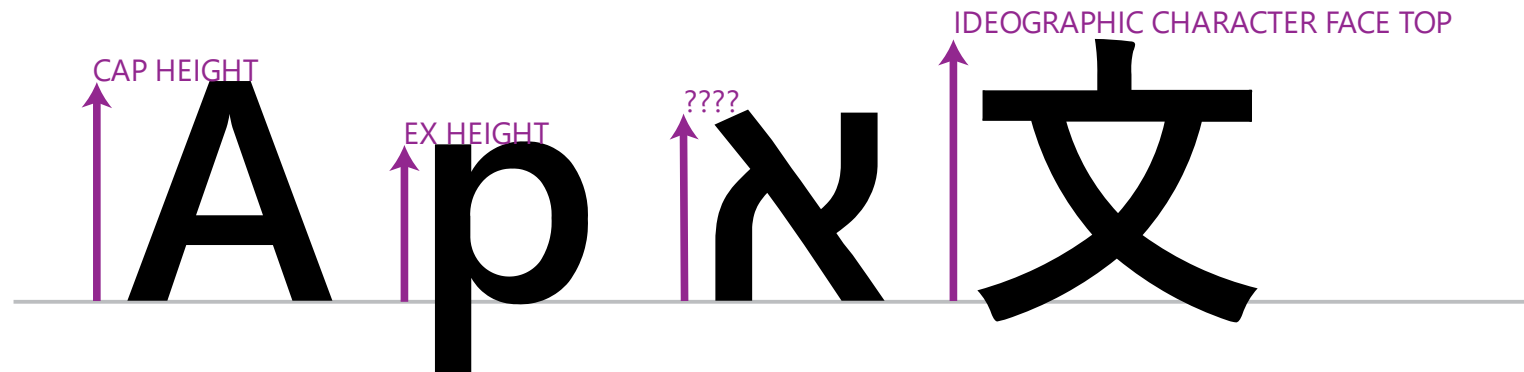


```
h2 { leading-trim: cap; }
```



# Market Fit

I thought this was a World-Wide Web?





Your metrics are bad, and you should feel bad.

---

**A** dropped initial (or “drop cap”) is a larger-than-usual letter at the start of a paragraph, with a baseline at least one line lower than the first baseline of the paragraph.

## Open Questions

Behavior at page/column breaks?

Separate cascading/inheritance of metric vs. trigger?

Multiple font sizes on the first/last line?

# Vertical Alignment

unaligned text

AbraCadabra!

match baselines, then shift

AbraCadabra!

match baselines, then shift

Abra Cadabra!

But which baseline?

over-edge  
hanging  
math  
middle  
alphabetic  
under-edge

ਗੁਰੂ ਜੀ Apex 美国

In a well-designed mixed-script font, the glyphs are positioned in the coordinate space to harmonize with one another when typeset together. The baseline table is then constructed to match the shape of the glyphs, each baseline positioned to match the glyphs from its preferred scripts.

dominant-baseline: auto | alphabetic | ideographic | central | mathematical |  
...

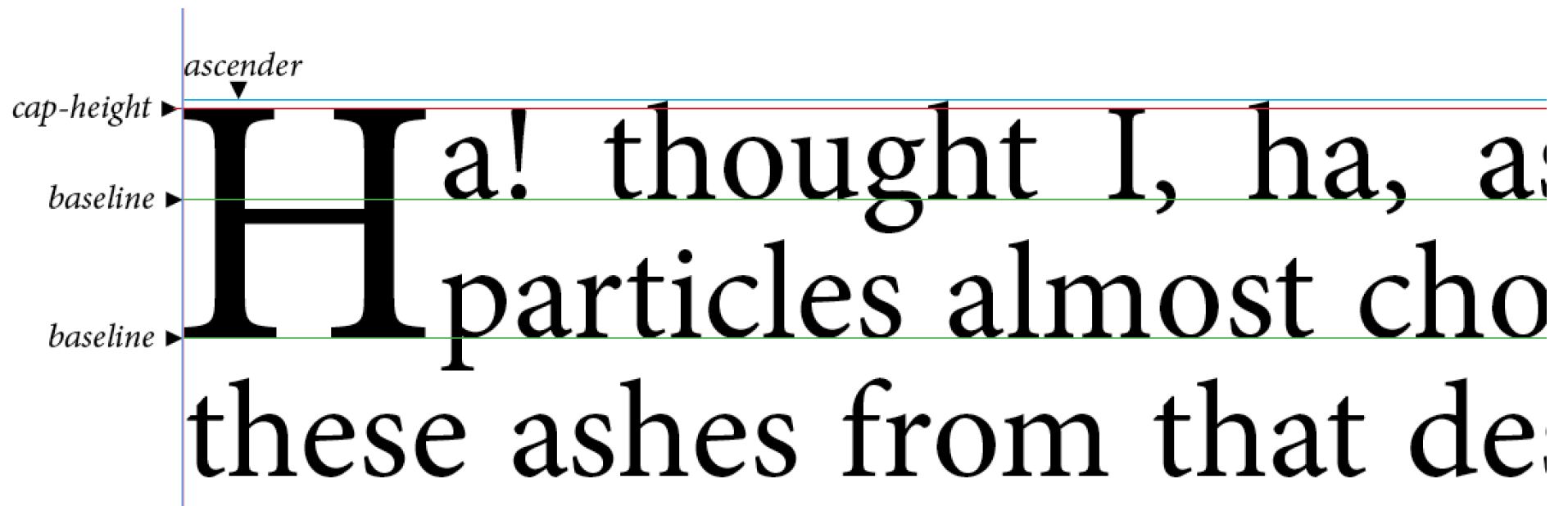


**vertical-align:** <'alignment-baseline'> || <'baseline-shift'>

└ **alignment-baseline:** baseline | alphabetic | ideographic | central | ...

└ **baseline-shift:** sub | super | <length>

initial-letters: 2;



**H**a! thought I, ha, a  
particles almost cho  
these ashes from that de

## How to Help

Think about / comment on issues.

Bug browser vendors to implement once spec'ed.

Bug font vendors to provide correct metrics.

Bug OpenType to define missing metrics.