

VCWG Terminology Results

This page shows final results for this election. You can also recount the ballots for free using all of the counting methods supported by OpaVote or download the ballots to recount them on your own.

These results will be available until 11 Jul 2017 at 21:07 EDT.

What is the name of the role that checks the claim? (currently: Inspector)

Counting votes using Instant Runoff Voting. There are 5 candidates competing for 1 seat. The number of voters is 22 and there were 22 valid votes and 0 empty votes.

Method Options:

- Candidate Elimination -- Zero
- Weak Tie Breaking -- Backward

The bar charts below show the vote counts for each candidate in each round. Place the mouse over a bar to see the number of votes.

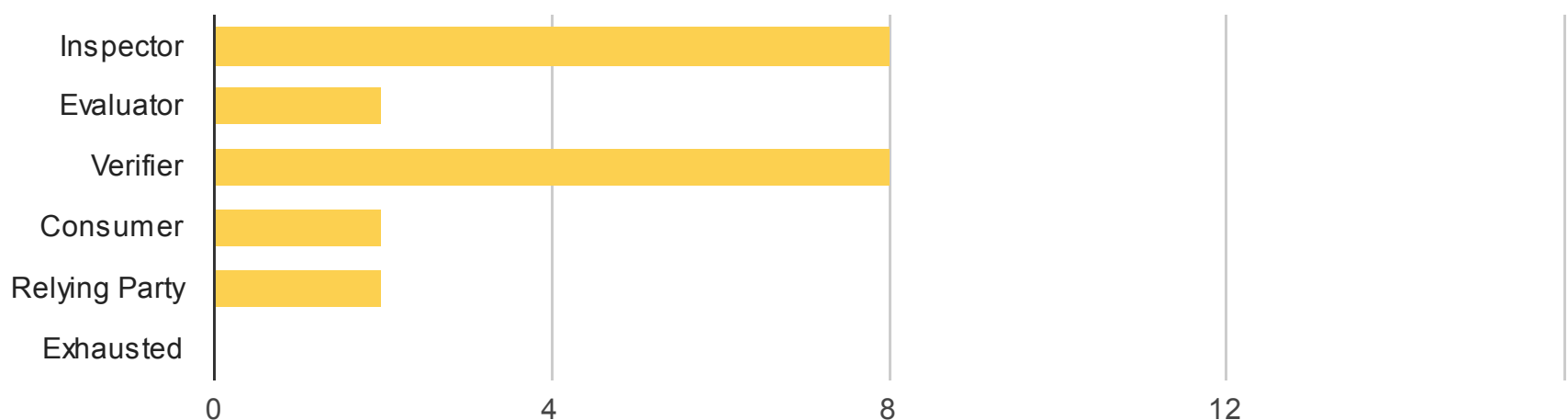
- Yellow — Votes carried over from the previous round.
- Green — Votes received in this round.
- Red — Votes transferred away in this round.

A candidate's votes in a round is the sum of the yellow and green bars. Since the green and red bars represent votes being transferred, the sum of the green and red bars is the same.

The exhausted bar represents votes where the voter did not indicate a next preference and thus there were no candidates to transfer the vote to.

Round 1

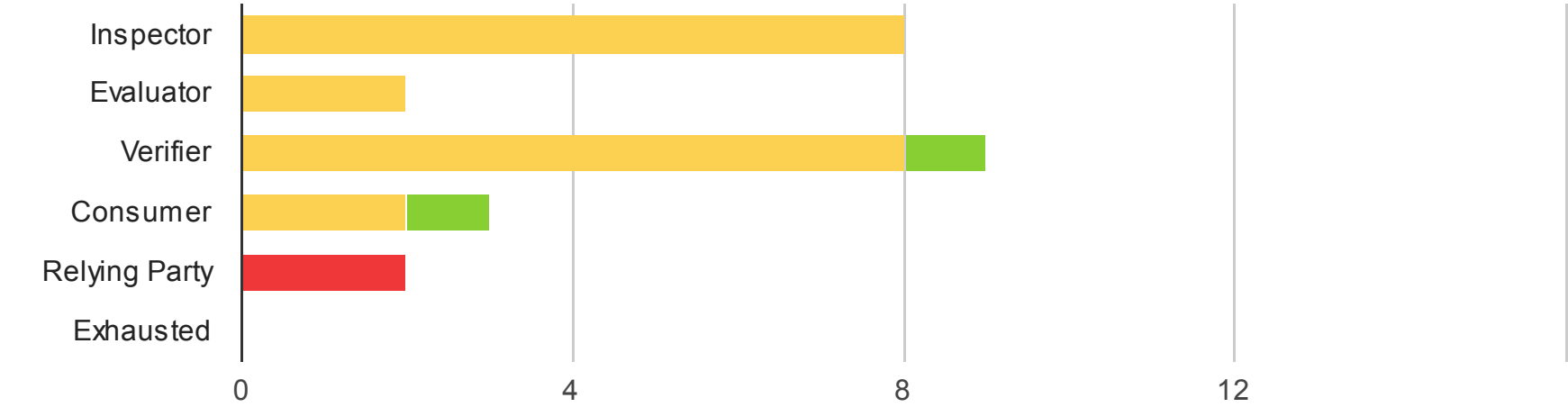
(next)



Count of first choices.

Round 2

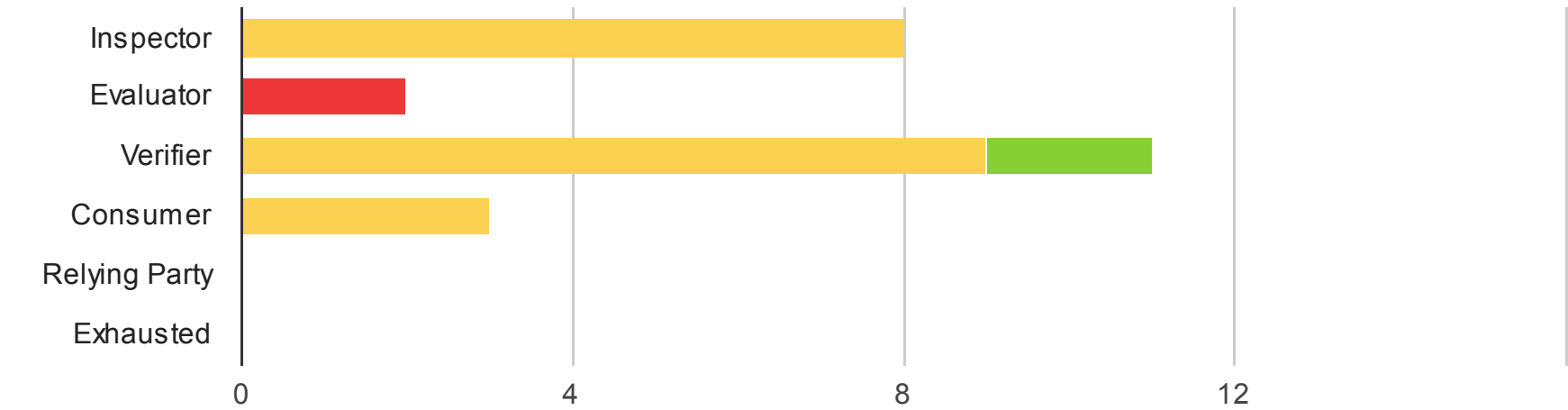
(prev)(next)



Count after eliminating Relying Party and transferring votes. Candidates Evaluator, Consumer, and Relying Party weretied when choosing candidates to eliminate. CandidateRelying Party was chosen by breaking thetier randomly.

Round 3

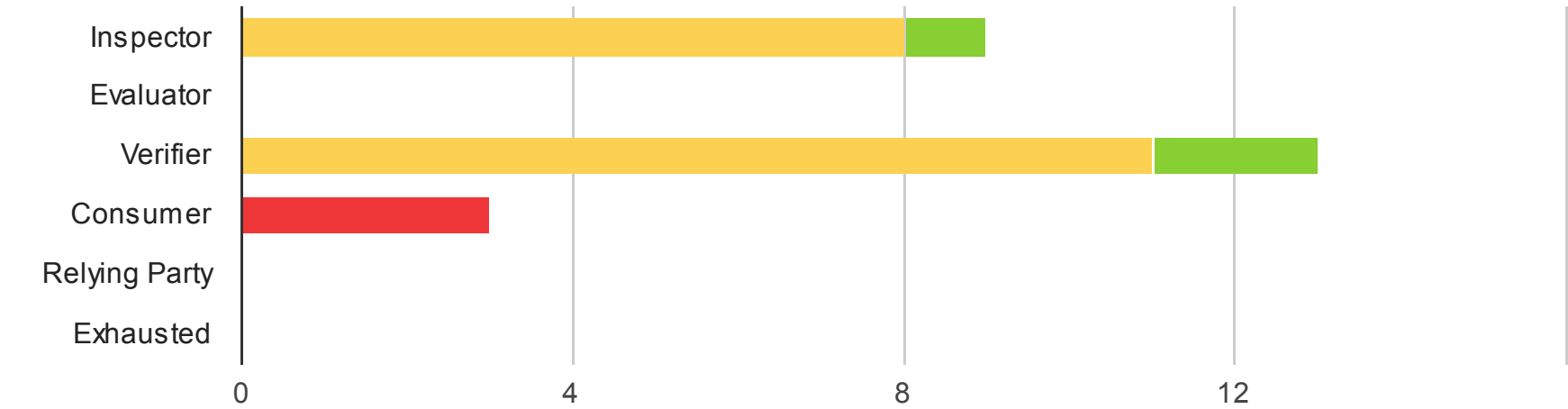
(prev)(next)



Count after eliminating Evaluator and transferring votes.

Round 4

(prev)



Count after eliminating Consumer and transferring votes. CandidateVerifier is elected.

Winners

Winner isVerifier.